







Sheet Metal Take Off

for

22'W x 42.5'L x 10'H Classic Carport - Roof Only 4.5'OC

Quantity	Description	Picture
18	10'0" (120") Roof Panel	
18	9'2" (110") Roof Panel	
9	4'8" (56") Roof Panel	
4	Butyl Tape, 35ft roll	
2	1" Painted Panel Screw for ROOF, 250pc bag	
	GABLE END TRIM OPTIONS BELOW	
145	OPTION 1: Vinyl Trim, in feet	

6	OPTION 2: 2"x2" Angle Trim 10.5ft	